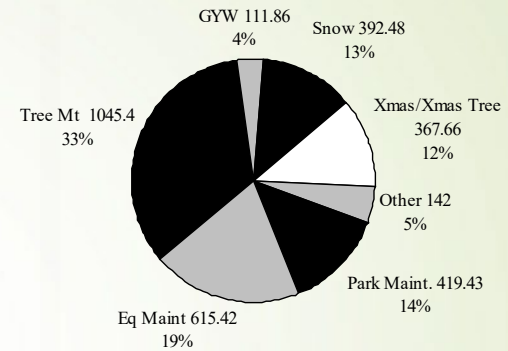
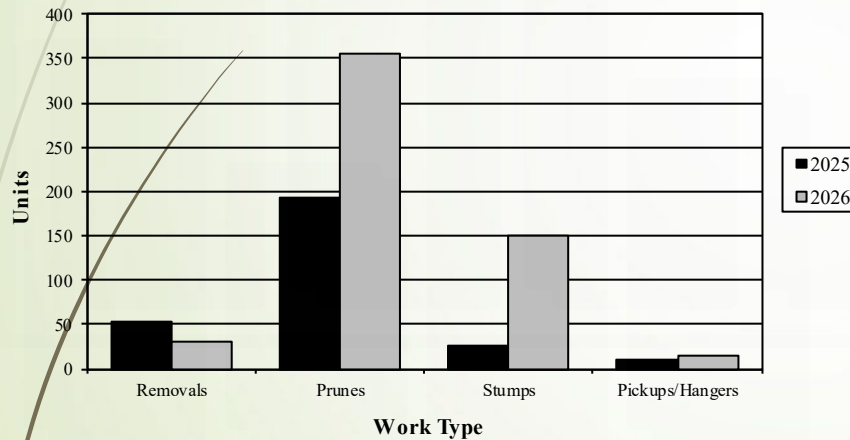


# Parks & Forestry Quarterly Report : January - March, 2026

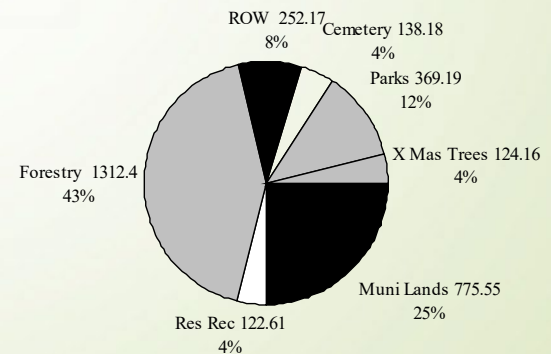
## Man-Hours by Work Type



## 2025 - 2026 Work Comparison



## Man-Hours by Account



# Parks & Forestry Quarterly Report : January - March, 2026

## Green Yard Waste

### Volume Collected (cubic yards)

*	Route A	40.0
*	Route B	20.0

### 2024- 2025 Revenue Comparison

