



Drinking Water Consumer Confidence Report for 2014


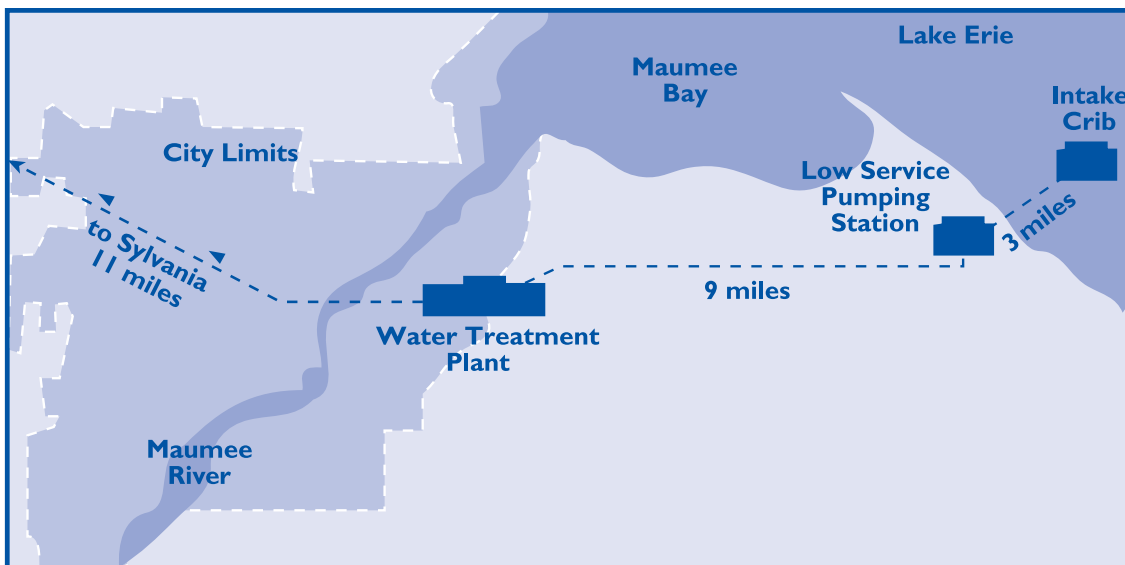
To comply with the Safe Drinking Water Act Amendments, the City of Sylvania will be annually issuing a report on monitoring performed on its drinking water. The purpose of this report is to advance consumers understanding of drinking water and heighten awareness of the need to protect precious water resources

Where Does Your Water Come From?

The City of Sylvania purchases its water from the City of Toledo. The City of Toledo's water comes from Lake Erie. This means that the water you drink comes from a surface water supply, not a well. An intake crib, located approximately nine miles east of Toledo and three miles offshore collects raw water. The intake crib is a circular concrete structure, 83 feet in diameter, extending 25 feet below the surface of the lake. Water flows into the crib through 16 ten-foot square openings called ports. The water then flows by

The City of Sylvania purchases its water from the City of Toledo

gravity through a 9-foot diameter pipe to the Low Service Pumping Station located in Jerusalem Township. From here it is pumped to the Collins Park Water Treatment Plant in East Toledo for processing. After processing, the water flows through the Toledo distribution system until it arrives in the City of Sylvania. The pressure is increased as the water is pumped into the Sylvania distribution system and ultimately to you, our customers.




What Are Sources of Contamination to Drinking Water?

The sources of drinking water, both tap water and bottled water, include rivers, lakes, streams, ponds, reservoirs, springs, and wells. As water travels over the surface of the land or through the ground, it dissolves naturally-occurring minerals and, in some cases, radioactive material, and can pick up substances resulting from the presence of animals or from human activity.

Contaminants that may be present in source water include: (A) Microbial contaminants, such as viruses and bacteria, which may come from sewage treatment plants, septic systems, agricultural livestock operation, and wildlife; (B) Inorganic contaminants, such as salts and metals, which can be naturally-occurring or result from urban storm water runoff, industrial or domestic wastewater discharges, oil and gas production, mining, or farming; (C) Pesticides and herbicides, which may come from a variety of sources such as agriculture, urban storm runoff, and residential uses; (D) Organic

chemical contaminants, including synthetic and volatile organic chemicals, which are by-products of industrial processes and petroleum production, and can also come from gas stations, urban storm water runoff, and septic systems; (E) radioactive contaminants, which can be naturally-occurring or be the result of oil and gas production and mining activities.



In order to ensure that the tap water is safe to drink, EPA prescribes regulations which limit the amount of certain contaminants in water provided by public water systems. FDA regulation establish limits for contaminants in bottled water which must provide the same protection for public health.

Drinking water, including bottled water, may reasonably be expected to contain at least small amounts of some contaminants. The presence of contaminants does not necessarily indicate that water poses a health risk.

More information about contaminants and potential health effects can be obtained by calling the
Environmental Protection Agency's Safe Drinking Water Hotline
1-800-426-4791

Who Needs to Take Special Precautions?

Some people may be more vulnerable to contaminants in drinking water than the general population. Immune-compromised persons such as persons with cancer undergoing chemotherapy, persons who have undergone organ transplants, people with HIV/AIDS or other immune system disorder, some elderly, and infants can be particularly at risk from infection. These people should seek advice about drinking water from their health care providers. EPA/CDC guidelines on appropriate means to lessen the risk of infection by *Cryptosporidium* and other microbial contaminants are available from the **Safe Drinking Water Hotline (1-800-426-4791)**.



Test Results for 2014

The table below shows the results of the Toledo Water Treatment Plant's water quality tests for 2014. The EPA requires regular sampling to ensure drinking water safety. Samples were collected for dozens of different contaminants, most of which were not detected in Toledo water supply. Those that were detected are included in the table below. There were no violations and our water was in compliance with all State and Federal water quality standards. The Ohio EPA requires us to monitor for some contaminants less than once per year because the concentrations of these contaminants do not frequently change.

Parameter	Sample Year	Units	Level Found	Range Detected	MCLG	MCL	Violation?	Likely Sources
Regulated Inorganic Parameters								
Chlorite	2014	ppm	0.25	0.2 - 0.25	0.5	1.0	No	Byproduct of drinking water disinfection
Fluoride	2014	ppm	1.28	0.3 - 1.28	4	4	No	Water additive to promote strong teeth
Nitrate	2014	ppm	4.06	nd - 4.06	10	10	No	Fertilizer runoff, septic tank leaching, sewage; erosion of natural deposits
Synthetic Organic Parameters including Pesticides and Herbicides								
Atrazine	2014	ppb	0.071	nd - 0.071	3	3	No	Runoff from herbicide used on row crops
Simazine	2014	ppb	0.051	nd - 0.051	4	4	No	Herbicide runoff
Volatile Organic Parameters								
TTHM ¹	2014	ppb	57.9	26.7 - 83.5	0	80	No	Byproducts of drinking water disinfection
HAA5 ¹	2014	ppb	12.9	6.0 - 21.1	none	60	No	Byproducts of drinking water disinfection
Microbiological Parameters								
Turbidity ²	2014	ntu	0.22	0.4 - 0.22	none	TT	No	Soil runoff, suspended matter in lake water
TOC ³	2014	see note ³	2.43	2.43 - 4.18	none	TT	No	Naturally present in the environment
Regulated Residual Disinfectants								
Total Chlorine	2014	ppm	1.18	1.14 - 1.25	4	4	No	Additive used to control microbes
Copper and Lead Testing and Bacteriological Parameters								
Copper ⁴	2012	ppm	0.028	nd - 0.06	1.3	AL = 1.3	No	Corrosion of household plumbing systems; erosion of natural deposits; leaching from wood preservatives
Lead ⁴	2012	ppb	6.0	nd - 16	15	AL = 15	No	Corrosion of household plumbing systems; erosion of natural deposits;
Total Coliform Bacteria	2014	Sample	0	0 - 0	0	1	No	Naturally present in the environment

Footnotes

1. TTHM stands for Total Trihalomethanes. HAA5 stands for Haloacetic Acids. MCL compliance for both TTHM and HAA5 is based on the highest annual average (shown as level found). The range shows the highest and lowest single detects from quarterly compliance monitoring at four sites in the distribution system.
2. Turbidity is a measure of the cloudiness of the water. We monitor it daily because it is a good indication of the effectiveness of our filtration system. The turbidity limit set by the EPA states that all samples must be below 1 ntu and that 95% of the daily samples must be lower than 0.3 ntu. All of these samples were below these requirements, indicating that our filtration system was working properly.
3. TOC stands for Total Organic Carbon. The value reported under "Level Found" for TOC is the lowest running annual average ratio between the percentage of TOC actually removed to the percentage of TOC required to be removed. A value of greater than one (1) indicates that the water system is in compliance with TOC removal requirements. A value of less than one indicates a violation of the TOC removal requirements. The value reported under the "Range" for TOC is the lowest monthly ratio to the highest monthly ratio. Toledo remained in compliance with TOC removal requirements.
4. Because of favorable past results, copper and lead testing is only required every three years. Compliance for copper and lead is based on the 90th percentile, where 9 out of 10 samples must be below the action level (AL). "If present, elevated levels of lead can cause serious health problems, especially for pregnant women and young children. Lead in drinking water is primarily from materials and components associated with service lines and home plumbing. The City of Sylvania is responsible for providing high quality drinking water, but cannot control the variety of materials used in plumbing components. When your water has been sitting for several hours, you can minimize the potential for lead exposure by flushing your tap for 30 seconds to 2 minutes before using water for drinking or cooking. If you are concerned about lead in your water, you may wish to have your water tested. Information on lead in drinking water, testing methods and steps you can take to minimize exposure is available from the Safe Drinking Water Hotline at 800-426-4791 or at <http://www.epa.gov/safewater/lead>."

Parameter	Sample Year	Units	Level Found	Range Detected	MCLG	MCL	Violation?	Likely Sources
Unregulated Contaminants								
Sodium ¹	2014	ppm	65.2	11.4 - 65.2	na	na	No	Naturally occurring
Microcystin ²	2014	ppb	<0.3	nd - 0.3	na	na	No	Toxin produced my harmful algal blooms
¹ This information is provided for those concerned with sodium in their diet. 65.2 ppm of sodium equates to 15.45 milligrams of sodium per 8 ounce glass of water.								
² Microcystin is a toxin produced by harmful algal blooms. The 1.00 ppb Do Not Drink Advisory Threshold was established by OEPA and Ohio Department of Public Health. For more information on Harmful Algal Bloom Response Strategy go to http://epa.ohio.gov/Portals/28/documents/HABs/PWS_HAB_Response_Strategy_2014.pdf .								

TERMINOLOGY DEFINITIONS

Maximum Contaminant Level Goal (MCLG): The level of a contaminant in drinking water below which there is no known or expected risk to health. MCLGs allow for a margin of safety.

Maximum Contaminant level (MCL): The highest level of contaminant that is allowed in drinking water. MCLs are set as close to the MCLGs as feasible using the best available treatment technology.

Parts per Million (ppm) or Milligrams per Liter (mg/L) are units of measure for concentration of a contaminant. A part per million corresponds to one second in a little over 11.5 days.

Parts per Billion (ppb) or Micrograms per Liter (ug/L) are units of measure for concentration of a contaminant. A part per billion corresponds to one second in 31.7 years.

Maximum Residual Disinfectant Level Goal (MRDLG): The level of drinking water disinfectant below which there is no known or expected risk to health. MRDLGs do not reflect the benefits of the use of disinfectants to control microbial contaminants.

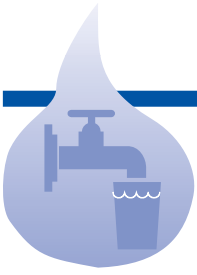
Maximum Residual Disinfectant Level (MRDL): The highest level of a disinfectant allowed in drinking water. There is convincing evidence that addition of a disinfectant is necessary for control of microbial contaminants.

Action Level (AL): The concentration of a contaminant which, if exceeded, triggers treatment or other requirements which a water system must follow.

Treatment Technique (TT): A required process intended to reduce the level of a contaminant in drinking water.

Nephelometric Turbidity Unit (ntu): A measure of water clarity.

About Your Drinking Water




The City of Sylvania's water system met all EPA and State drinking water health standards for the 2014 calendar year. We have a current, unconditioned License To Operate (LTO) our water system. No contaminants were detected at levels exceeding federal standards. The table included in this report lists the detected constituents. Their presence does not necessarily indicate that the water poses a health risk.

The City of Sylvania purchases its water from the City of Toledo, which uses surface water drawn from Lake Erie. By their nature, all surface waters are considered to be susceptible to contamination from chemicals and pathogens. The time it would take for a contaminant to travel from the source water to the drinking water intake is relatively short. Although Toledo's main intake is located offshore, susceptibility of the source water to contamination may be increased by its proximity to the following: municipal sewage treatment plants; industrial wastewater; combined sewer overflows; septic system discharges; open water dredge disposal operations; run off from agricultural and urban areas; oil and gas production; mining operations; and accidental release and spills, especially from commercial shipping operations and recreational boating.

The City of Toledo treats its water to meet and even surpass drinking water quality standards, but no single treatment protocol can address all potential contaminants. The potential for water quality impacts can be further decreased by implementing measures to protect Lake Erie.

For more information on your drinking water contact:

Ben Black at 419-885-8950 • 419-885-8963 Fax • email: city.utilities@cityofsylvania.com



City Of Sylvania

Division of Utilities
6730 Monroe Street
Sylvania, OH 43560